



PANORAMA
WINDOW SYSTEM

Bay & Bow
Window Options

Bay & Bow Windows

Vista handcrafts every dimensional projection window to your specifications utilizing only the very finest raw materials. The jambs, head and seat boards of the window are constructed using high-end, furniture-grade oak or birch plywood.

The mullion posts between the windows are not only structural, but they are also completely filled with energy-efficient, die-cut polystyrene foam. The head and seat boards are tied together as one, using steel through-rods, making the unit incredibly strong and weathertight. An optional insulated seat board is also available to further increase thermal performance. Vista assembles each and every window from start to finish, allowing for total control over quality in-house and ensuring a perfect window for you and your home.

Bay & Bow Features

- Multiple configurations available using double hung, casement or picture windows
- Available in virtually any size
- Foam-filled structural mullions standard
- Full thread through-rods come standard and lock together the head and seat boards
- Standard birch or optional oak head and seat board
- 1 1/4" hardwood, nine-layer plywood, for superior strength and quality

Roof Options

Add character to your bay or bow window with factory roof kits and finishes.

Roof Kits

Hip-style wood roof kits are factory-made to the exact specifications of your bay or bow. Roof kits fit the frame with a 1" overhang, enhancing the aesthetics of your window.



Pre-finished Roof Kits

Available in Painted Aluminum or Real Copper, pre-finished roof kits add a distinctive look to your bay or bow window and enhance the curb appeal of your home. All pre-finished roof kits include the wood roof kit. Pre-finished roof kits are available in Hip or Concave Style (see examples below).



Hip Style with Shingles



Hip Style Painted Aluminum



Concave Copper

Interior Options

There are numerous options available to customize your bay or bow, allowing you to make it a decorative part of your home.



Edge Banding

Matching veneer that is applied to the edge of the plywood seat, head and jambs, providing your bay or bow with a finished look and allowing for a reveal when applying interior casing.


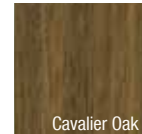


Trim Kits

Interior trim kits are available in 2¼", 3½" and 6" styles and are pre-cut and mitered to fit the size of the bay shell. Precut sizes allow for an approximate 3/8" reveal. 6" style includes a 6" base board with 2¼" casing to be applied over the base to give a dramatic, deep look to the entire opening. All Trim Kits include edge banding.



Laminate*

Interior laminate can be applied to your bay or bow seat or to seat, head and jambs to match your windows. Available in White, Tan, Light Oak, Dark Oak, Cavalier Oak and Cherry.



Factory-Finished Interior*

Matching stain or paint and lacquer seal coat can be applied to the entire interior surface of your bay or bow. Available in White, Tan and four woodgrains: Light Oak, Dark Oak, Cavalier Oak and Cherry.

Avonite Seat*

The Avonite Seat is an acrylic solid surface material available in six colors. It gives a rich, durable, attractive look to your bay or bow windows. The ¼" solid surface is impact resistant and impervious to scratching and water damage.



Structural Options

Incorporate attractive support and superior insulation with the options featured below.



Optional R-9 Insulated Seat Board

This option provides a pre-cut insulated seat comprised of a high-density foam core and vinyl-covered plywood that is installed under your bay or bow for added insulation and protection. The Insulated Seat Board can be ordered in two styles – Full Seat Board or Stop at The Wall.



Knee Braces

For added support, Knee Braces can be added to your bay or bow. Available in both Standard (*left*) and Deluxe (*right*) styles.

*For exact colors, please review samples with your specialty retailer or dealer.

